

A RESOLUTION ACCEPTING THE ABSTRACT OF VOTES REGARDING THE BALLOTS CAST IN THE STATE OF OREGON GENERAL ELECTION HELD TUESDAY, NOVEMBER 8, 2016, REGARDING CANDIDATES FOR CITY OF ALBANY OFFICES.

WHEREAS, the Abstract of Votes prepared by Steve Druckenmiller, the duly elected, qualified County Clerk of the County of Linn, State of Oregon; as to the ballots cast in the Linn County election, held Tuesday, November 8, 2016, regarding the duly elected officers of the City of Albany, has been certified; and

WHEREAS, the Abstract of Votes prepared by James Morales, the duly appointed, qualified County Clerk/Records and Elections Department Director of the County of Benton, State of Oregon; as to the ballots cast in the Benton County election, held Tuesday, November 8, 2016, regarding the duly elected officers of the City of Albany, has been certified.

NOW, THEREFORE, BE IT RESOLVED that the same is hereby accepted.

TOTAL CERTIFIED

Mayor: Two-year term beginning January 1, 2017, and ending December 31, 2018.

Mayor	Candidates	Linn County	Benton County	Total	Result
	Sharon Konopa	10,301	2,958	13,259	Elected
	Charley R. Smith	6,566	1,378	7,944	

Councilor: Four-year term beginning January 1, 2017, and ending December 31, 2020.

Councilor	Candidates	Linn County	Benton County	Total	Result
Ward I-B	Terrence Virnig	610	674	1,284	Elected
	Mike Sykes	1,581	1,777	3,358	
	Michael (Mike) Thomson	1,108	1,172	2,280	
	Zachary Gilliland	233	223	456	

Ward II-B	Bill Coburn	1,861	NA	1,861	Elected
	Rebecca Winters	1,422	NA	1,422	
	Sean Bates	592	NA	592	


Ward III-B	Rich Kellum	5,152	NA	5,152	Elected
	Tré Mork	1,587	NA	1,587	

BE IT FURTHER RESOLVED that the City Clerk is hereby directed to issue Certificates of Election to the above elected candidates.

DATED AND EFFECTIVE THIS 7th DAY OF DECEMBER 2016.


Mayor

ATTEST:


City Clerk


Office Report
 General Presidential Election
 Nov 08 2016
 All Precincts, All Districts, All Contests
 Final and Official

Total Ballots Cast: 59737, Registered Voters: 77970, Overall Turnout: 76.62%

City of Albany, Mayor (Vote for 1)

Precinct	Ballots Cast	Reg. Voters	Total Votes	Sharon Konopa	Charley Smith	Write-in	Over Voted Ballots	Under Votes
Precinct 001	568	728	474	332 70.04%	137 28.90%	5 1.05%	0	84
Precinct 003	514	636	450	325 72.22%	121 26.89%	4 0.89%	0	64
Precinct 005	669	1029	542	307 56.64%	220 40.58%	15 2.77%	0	127
Precinct 008	890	1268	739	421 56.97%	310 41.95%	8 1.08%	0	151
Precinct 011	523	671	446	277 62.11%	160 35.87%	9 2.02%	0	77
Precinct 014	673	980	529	293 55.39%	221 41.78%	15 2.84%	1	143
Precinct 015	263	371	212	123 58.02%	88 40.98%	4 1.89%	0	51
Precinct 016	690	877	603	361 59.87%	232 38.47%	10 1.66%	0	87
Precinct 018	2048	2625	1670	1065 64.07%	565 33.83%	20 1.20%	0	378
Precinct 048	900	1082	735	492 66.94%	240 32.65%	3 0.41%	0	165
Precinct 084	774	1211	627	403 64.27%	219 34.93%	5 0.80%	0	147
Precinct 088	644	800	551	335 60.80%	211 38.28%	5 0.91%	0	93
Precinct 091	1009	1485	826	475 57.51%	340 41.16%	11 1.33%	0	183
Precinct 092	1557	2155	1264	732 57.91%	502 39.72%	30 2.37%	1	292
Precinct 093	1747	2260	1411	837 59.32%	552 39.12%	22 1.56%	1	335
Precinct 094	754	997	630	380 60.32%	234 37.14%	16 2.54%	0	124
Precinct 095	1014	1382	856	478 55.84%	368 42.99%	10 1.17%	0	158
Precinct 096	806	982	677	378 55.83%	281 41.51%	18 2.66%	0	129
Precinct 100	1255	1571	1061	628 59.19%	421 39.66%	12 1.13%	1	193
Precinct 102	1162	1450	945	542 57.35%	387 40.96%	16 1.69%	0	207
Precinct 105	590	896	465	276 59.35%	181 38.92%	8 1.72%	1	124
Precinct 106	645	839	554	320 57.76%	222 40.07%	12 2.17%	1	90
Precinct 107	1019	1259	862	501 58.12%	357 41.42%	4 0.46%	0	157
Total	20704	27563	17129	10301 60.14%	6566 38.35%	262 1.53%	6	3589

I hereby certify this copy to be a true, full and correct copy of the original now on record in my office.
 STEVE DRUCKENMILLER

 County Clerk
 November 25, 2016
 Deputy

Office Report
 General Presidential Election
 Nov 08 2016


All Precincts, All Districts, All Contests
 Final and Official

Total Ballots Cast: 59737 Registered Voters: 77970 Overall Turnout: 76.62%

City of Albany Councilor, Ward 1B (Vote for 1)

Precinct	Ballots Cast	Reg. Voters	Total Votes	Zachary Gilliland	Michael (Mike) Thomson	Mike Sykes	Terrence Virnig	Write-in	Over Voted Ballots	Under Votes
Precinct 001	568	728	439	21 4.78%	146 33.26%	176 40.09%	92 20.96%	4 0.91%	0	129
Precinct 003	514	836	397	23 5.79%	142 35.77%	137 34.51%	92 23.17%	3 0.76%	0	117
Precinct 005	669	1029	489	52 10.63%	163 33.33%	211 43.15%	56 11.45%	7 1.43%	0	180
Precinct 008	890	1268	639	49 7.67%	209 32.71%	289 45.23%	84 13.15%	8 1.25%	0	251
Precinct 011	523	671	406	24 5.91%	130 32.02%	159 39.16%	98 21.67%	5 1.23%	0	117
Precinct 016	650	877	565	27 4.78%	160 28.31%	263 46.55%	99 17.52%	7 1.24%	0	125
Precinct 096	806	982	636	37 5.82%	149 23.43%	346 54.40%	99 15.57%	5 0.79%	0	170
Total	4660	6191	3571	233 6.52%	1108 31.03%	1581 44.27%	610 17.09%	39 1.09%	0	1089

I hereby certify this copy to be a true, full and correct copy of the original now on record in my office.
 STEVE DRUCKENMILLER

 November 28 2016
 County Clerk
 Deputy

1
2
3
4
5
6
7
8
9
10
11
12
13
14
15
16
17
18
19
20
21
22
23
24
25
26
27
28
29
30
31
32
33
34
35
36
37
38
39
40
41
42
43
44
45
46
47
48
49
50
51
52
53
54
55
56
57
58
59

Office Report
 General Presidential Election
 Nov 08 2016


All Precincts, All Districts, All Contests
 Final and Official

Total Ballots Cast: 59737, Registered Voters: 77970, Overall Turnout: 76.62%

City of Albany Councilor, Ward IIB (Vote for 1)

Precinct	Ballots Cast	Reg. Voters	Total Votes	Rebecca Winters	Sean Gates	Bill Coburn	Write-in	Over Voted Ballots	Under Votes
Precinct 014	673	980	413	178 43.10%	73 17.68%	145 35.11%	17 4.12%	1	259
Precinct 018	2048	2625	1256	398 31.69%	135 10.75%	696 55.41%	27 2.15%	0	792
Precinct 084	774	1211	495	195 39.39%	65 13.13%	226 45.66%	9 1.82%	0	279
Precinct 091	1009	1485	599	208 34.72%	123 20.53%	255 42.57%	13 2.17%	0	410
Precinct 094	754	997	450	168 36.60%	82 17.86%	195 42.48%	14 3.05%	0	295
Precinct 105	590	896	348	133 38.22%	54 15.52%	157 45.11%	4 1.15%	0	242
Precinct 106	645	930	396	142 35.66%	60 15.15%	187 47.22%	7 1.77%	0	249
Total	6493	9042	3066	1422 35.85%	592 14.93%	1861 48.92%	91 2.29%	1	2526

I hereby certify this copy to be a true, full and correct copy of the original now on record in my office.
 STEVE DRUCKENMILLER

 County Clerk
 November 28, 2016
 Deputy

01 = REGISTERED VOTERS - TOTAL 58,368
 03 = BALLOTS CAST - BLANK 6
 02 = BALLOTS CAST - TOTAL 49,593
 04 = VOTER TURNOUT - TOTAL 84.97

	01	02	03	04
0001 01 - Corvallis ONE	4033	3570	. . 1	88.52
0002 02 - Corvallis TWO	3292	2468	. . 1	74.97
0003 03 - Corvallis THREE	3904	3301	. . 1	84.55
0004 04 - Corvallis FOUR	3363	2541	. . 1	75.56
0005 05 - Corvallis FIVE	3094	2421	. . 1	78.25
0006 06 - Corvallis SIX	3822	3168	. . 0	82.89
0007 07 - Corvallis SEVEN	4400	3957	. . 0	89.93
0008 08 - Corvallis EIGHT	4499	4031	. . 0	89.60
0009 09 - Corvallis NINE	3873	3205	. . 0	82.75
0010 10 - Philomath	3058	2499	. . 0	81.72
0012 12 - Adair Village	537	448	. . 0	83.43
0013 13 - Monroe	344	272	. . 0	79.07
0014 14 - Alsea School	659	539	. . 0	81.79
0015 15 - Northwest	2713	2391	. . 0	88.13
0016 16 - Corvallis Rural	3217	2888	. . 0	89.77
0017 17 - North 509J	1491	1374	. . 0	92.15
0018 18 - Albany Rural	1621	1416	. . 0	87.35
0019 19 - South 509J	1211	1073	. . 0	88.60
0020 20 - Monroe Rural	1731	1463	. . 0	84.52
0021 21 - Philomath Rural	405	361	. . 0	89.14
0022 22 - Adair Rural	527	480	. . 0	91.08
0023 23 - Highway 20	771	628	. . 0	81.45
0024 24 - N Albany N	3244	2869	. . 0	88.44
0025 25 - N Albany S	2559	2230	. . 1	87.14



I HEREBY CERTIFY THE TALLY OF VOTES
 RECORDED, ON THIS ABSTRACT, TO
 CORRECTLY SUMMARIZE THE VOTES CAST
 IN BENTON COUNTY FOR THIS ELECTION.

[Handwritten Signature]
 Benton County Clerk

Total	43,631	
Over Votes	26	
Under Votes	5,732	
Judge of the Supreme Court, Position 6		
Statewide Nonpartisan		
(VOTE FOR) 1		
Lynn R Nakamoto	29,726	98.26
WRITE-IN.	527	1.74
Total	30,253	
Over Votes	3	
Under Votes	19,133	
Judge of the Court of Appeals, Position 5		
Statewide Nonpartisan		
(VOTE FOR) 1		
Scott Shorr.	29,190	98.40
WRITE-IN.	476	1.60
Total	29,666	
Over Votes	5	
Under Votes	19,718	
Judge of the Court of Appeals, Position 8		
Statewide Nonpartisan		
(VOTE FOR) 1		
Roger J DeHoog.	28,422	98.42
WRITE-IN.	455	1.58
Total	28,877	
Over Votes	4	
Under Votes	20,508	
Mayor City of Adair Village		
(VOTE FOR) 1		
Bill Currier	319	91.67
WRITE-IN.	29	8.33
Total	348	
Over Votes	0	
Under Votes	100	
City Council City of Adair Village		
(VOTE FOR) 2		
Nicole D Real	238	39.80
Susan Canfield.	229	38.29
Shalimar Anderson-Bailes	110	18.39
WRITE-IN.	21	3.51
Total	598	
Over Votes	4	
Under Votes	294	
Mayor City of Albany		
(VOTE FOR) 1		
Sharon Konopa	2,958	67.52
Charley Smith	1,378	31.45
WRITE-IN.	45	1.03
Total	4,381	
Over Votes	1	
Under Votes	708	
Councilor, Ward 1B ALBANY WARD 1		
(VOTE FOR) 1		
Zachary Gilliland.	223	5.76
Michael (Mike) Thomson	1,172	30.25
Mike Sykes	1,777	45.87
Terrence Virnig	674	17.40
WRITE-IN.	28	.72
Total	3,874	
Over Votes	1	
Under Votes	1,215	
Mayor City of Monroe		
(VOTE FOR) 1		
Jhon W Flory	85	34.14
Lonnie Koroush.	66	26.51
Paul Canter.	91	36.55
WRITE-IN.	7	2.81
Total	249	
Over Votes	0	
Under Votes	23	
City Council City of Monroe		
(VOTE FOR) 3		



0022 22 - Adair Rural	263	5	0	209
0023 23 - Highway 20	382	7	0	235
0024 24 - N Albany N	1624	32	0	1211
0025 25 - N Albany S	1237	21	0	965

		VOTES	PERCENT			VOTES	PERCENT
Judge of the Court of Appeals, Position 8 Statewide Nonpartisan (VOTE FOR) 1							
01 = Roger J DeHoog		28,422	98.42	03 = OVER VOTES		4	
02 = WRITE-IN		455	1.58	04 = UNDER VOTES		23,508	

		01	02	03	04
0001 01 - Corvallis ONE	2083	24	0	1444	
0002 02 - Corvallis TWO	1380	30	0	1037	
0003 03 - Corvallis THREE	1906	25	0	1360	
0004 04 - Corvallis FOUR	1597	27	0	903	
0005 05 - Corvallis FIVE	1392	30	1	978	
0006 06 - Corvallis SIX	1831	29	0	1296	
0007 07 - Corvallis SEVEN	2360	31	2	1528	
0008 08 - Corvallis EIGHT	2442	23	0	1550	
0009 09 - Corvallis NINE	1921	27	0	1247	
0010 10 - Philomath	1507	22	1	965	
0012 12 - Adair Village	271	11	0	166	
0013 13 - Monroe	157	2	0	113	
0014 14 - Alsea School	247	8	0	284	
0015 15 - Northwest	1275	18	0	1097	
0016 16 - Corvallis Rural	1628	22	0	1226	
0017 17 - North 509J	784	15	0	565	
0018 18 - Albany Rural	733	13	0	668	
0019 19 - South 509J	562	17	0	493	
0020 20 - Monroe Rural	733	19	0	711	
0021 21 - Philomath Rural	206	4	0	151	
0022 22 - Adair Rural	251	5	0	221	
0023 23 - Highway 20	372	8	0	244	
0024 24 - N Albany N	1585	27	0	1255	
0025 25 - N Albany S	1199	18	0	1006	



		VOTES	PERCENT			VOTES	PERCENT
Mayor City of Adair Village (VOTE FOR) 1							
01 = Bill Carrier		319	91.67	03 = OVER VOTES		0	
02 = WRITE-IN		29	8.33	04 = UNDER VOTES		100	

		01	02	03	04
0012 12 - Adair Village	319	29	0	100	

		VOTES	PERCENT			VOTES	PERCENT
City Council City of Adair Village (VOTE FOR) 2							
01 = Nicole D Real		238	39.80	04 = WRITE-IN		21	3.51
02 = Susan Canfield		229	38.29	05 = OVER VOTES		4	
03 = Shalimar Anderson-Bailes		110	18.39	06 = UNDER VOTES		294	

		01	02	03	04	05	06
0012 12 - Adair Village	238	229	110	21	4	294	

		VOTES	PERCENT			VOTES	PERCENT
Mayor City of Albany (VOTE FOR) 1							
01 = Sharon Konopa		2,958	67.52	04 = OVER VOTES		1	
02 = Charley Smith		1,378	31.45	05 = UNDER VOTES		708	
03 = WRITE-IN		45	1.03				

		01	02	03	04	05
0024 24 - N Albany N	1701	743	24	0	399	
0025 25 - N Albany S	1257	635	21	1	309	

		VOTES	PERCENT			VOTES	PERCENT
Councilor, Ward 1B ALBANY WARD 1 (VOTE FOR) 1							
01 = Zachary Gilliland		223	5.76	05 = WRITE-IN		28	
02 = Michael (Mike) Thomson		1,172	30.25	06 = OVER VOTES		1	
03 = Mike Sykes		1,777	45.87	07 = UNDER VOTES		1,215	
04 = Terrence Virnig		674	17.40				

		01	02	03	04	05	06	07
0024 24 - N Albany N	128	619	1019	407	19	1	674	
0025 25 - N Albany S	95	553	758	267	9	0	541	

		VOTES	PERCENT			VOTES	PERCENT
Mayor City of Monroe (VOTE FOR) 1							
01 = Jhon W Flory		85	34.14	04 = WRITE-IN		7	2.81
02 = Lonnie Koroush		66	26.51	05 = OVER VOTES		0	
03 = Paul Canter		91	36.55	06 = UNDER VOTES		23	

		01	02	03	04	05	06
--	--	----	----	----	----	----	----

0022 22 - Adair Rural	263	5	0	209
0023 23 - Highway 20	382	7	0	235
0024 24 - N Albany N	1624	32	0	1211
0025 25 - N Albany S	1237	21	0	965

				VOTES	PERCENT					VOTES	PERCENT
Judge of the Court of Appeals, Position 8											
Statewide Nonpartisan											
(VOTE FOR) 1											
01 = Roger J DeHoog				28,422	98.42	03 = OVER VOTES				4	
02 = WRITE-IN				455	1.58	04 = UNDER VOTES				20,508	

		01	02	03	04
0001 01 - Corvallis ONE		2083	24	0	1444
0002 02 - Corvallis TWO		1380	30	0	1037
0003 03 - Corvallis THREE		1906	25	0	1360
0004 04 - Corvallis FOUR		1597	27	0	903
0005 05 - Corvallis FIVE		1392	30	1	978
0006 06 - Corvallis SIX		1831	29	0	1296
0007 07 - Corvallis SEVEN		2360	31	2	1528
0008 08 - Corvallis EIGHT		2442	23	0	1550
0009 09 - Corvallis NINE		1921	27	0	1247
0010 10 - Philomath		1507	22	1	965
0012 12 - Adair Village		271	11	0	166
0013 13 - Monroe		157	2	0	113
0014 14 - Alsea School		247	8	0	284
0015 15 - Northwest		1275	18	0	1097
0016 16 - Corvallis Rural		1628	22	0	1226
0017 17 - North 509J		784	15	0	565
0018 18 - Albany Rural		733	13	0	668
0019 19 - South 509J		562	17	0	493
0020 20 - Monroe Rural		733	19	0	711
0021 21 - Philomath Rural		206	4	0	151
0022 22 - Adair Rural		251	5	0	221
0023 23 - Highway 20		372	8	0	244
0024 24 - N Albany N		1585	27	0	1255
0025 25 - N Albany S		1199	18	0	1006



				VOTES	PERCENT					VOTES	PERCENT
Mayor City of Adair Village											
(VOTE FOR) 1											
01 = Bill Currier				319	91.67	03 = OVER VOTES				0	
02 = WRITE-IN				29	8.33	04 = UNDER VOTES				100	

		01	02	03	04
0012 12 - Adair Village		319	29	0	100

				VOTES	PERCENT					VOTES	PERCENT
City Council City of Adair Village											
(VOTE FOR) 2											
01 = Nicole D Real				239	39.80	04 = WRITE-IN				21	
02 = Susan Canfield				229	38.29	05 = OVER VOTES				4	
03 = Shalimar Anderson-Bailes				110	18.39	06 = UNDER VOTES				294	

		01	02	03	04	05	06
0012 12 - Adair Village		239	229	110	21	4	294

				VOTES	PERCENT					VOTES	PERCENT
Mayor City of Albany											
(VOTE FOR) 1											
01 = Sharon Konopa				2,958	67.52	04 = OVER VOTES				1	
02 = Charley Smith				1,378	31.45	05 = UNDER VOTES				708	
03 = WRITE-IN				45	1.03						

		01	02	03	04	05
0024 24 - N Albany N		1701	743	24	0	399
0025 25 - N Albany S		1257	635	21	1	309

				VOTES	PERCENT					VOTES	PERCENT
Councillor, Ward 1B ALBANY WARD 1											
(VOTE FOR) 1											
01 = Zachary Gilliland				223	5.76	05 = WRITE-IN				28	
02 = Michael (Mike) Thomson				1,172	30.25	06 = OVER VOTES				1	
03 = Mike Sykes				1,777	45.87	07 = UNDER VOTES				1,215	
04 = Terrence Virnig				674	17.40						

		01	02	03	04	05	06	07
0024 24 - N Albany N		128	619	1019	407	19	1	674
0025 25 - N Albany S		95	553	758	267	9	0	541

				VOTES	PERCENT					VOTES	PERCENT
Mayor City of Monroe											
(VOTE FOR) 1											
01 = Jhon W Flory				85	34.14	04 = WRITE-IN				7	
02 = Lonnie Koroush				66	26.51	05 = OVER VOTES				0	
03 = Paul Canter				91	36.55	06 = UNDER VOTES				23	

		01	02	03	04	05	06
0024 24 - N Albany N		128	619	1019	407	19	1
0025 25 - N Albany S		95	553	758	267	9	0

**FINAL & OFFICIAL
WRITE-IN TALLY
GENERAL ELECTION
NOVEMBER 8, 2016
LINN COUNTY, OREGON
PAGE 2**

JUDGE OF THE COURT OF APPEALS, POSITION 5

OTHER 572

JUDGE OF THE COURT OF APPEALS, POSITION 8

OTHER 574

COUNTY TREASURER

OTHER 562

LINN SOIL & WATER DIRECTOR, ZONE 2

OTHER 594

LINN SOIL & WATER DIRECTOR, ZONE 4

OTHER 444

LINN SOIL & WATER DIRECTOR, ZONE 5

OTHER 429

LINN SOIL & WATER DIRECTOR, AT LARGE 1

OTHER 451

EMERALD PUD DIRECTOR, SUBDIVISION 4

OTHER 0

CITY OF ALBANY, MAYOR

OTHER 262

CITY OF ALBANY, COUNCILOR WARD IB

OTHER 39

CITY OF ALBANY, COUNCILOR WARD IIB

OTHER 91

CITY OF ALBANY, COUNCILOR WARD IIIB

OTHER 74


CITY OF BROWNSVILLE, CITY COUNCILORS

OTHER 33

CITY OF GATES, MAYOR

OTHER 0

I hereby certify this copy to be a true,
full and correct copy of the original now
on record in my office.
STEVE DRUCKENMILLER

 County Clerk
November 28, 2016
Deputy