

RESOLUTION NO. 2295

A RESOLUTION CERTIFYING the long range fiscal projection for the City of Albany.

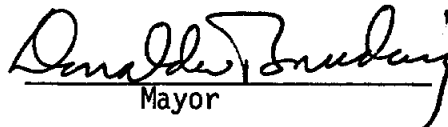
WHEREAS, the City of Albany has elected to receive State Revenue Sharing funds per Ordinance No. 4301.

WHEREAS, State Revenue Sharing Law, ORS. 471.180, required cities to file a long range revenue and expenditure projection with the Executive Department each year,

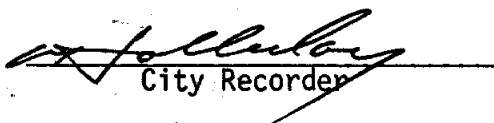
NOW, THEREFORE, BE IT RESOLVED, by the Council of the City of Albany that the attached report is hereby approved as a realistic projection of the City of Albany's revenues and expenditures for fiscal year 1982-83 through 1986-87 and,

BE IT FURTHER RESOLVED that this report is the City of Albany's best projection only, and is not binding on the City.

DATED this 16th day of December, 1981


Mayor

ATTEST:


City Recorder

LONG-RANGE FISCAL PROJECTION


Cities over 10,000 Population

* TO THE NEAREST THOUSAND

Estimated Revenues and Expenditures in compliance with ORS 471.810 2(2).

REVENUES	FY 82-83	FY 83-84	FY 84-85	FY 85-86	FY 86-87
Property Taxes	3,626	3,845	4,075	4,320	4,579
Taxes other than Property	895	939	986	1,035	1,140
Fees, Licenses, Permits	700	770	850	930	1,013
Utility Revenues	2,145	2,360	2,600	2,850	3,135
Other Local Revenue	7,500	7,600	7,800	8,000	8,240
Intergovernmental Revenue	-	-	-	-	-
--Federal Revenue Sharing	500	500	500	500	500
Other Federal Funding	3,000	3,000	3,000	3,000	3,000
--State Revenue Sharing	155	162	168	174	181
State-Shared Revenue	1,045	1,150	1,264	1,390	1,529
Other State Funding	360	370	380	380	390
--Other Intergovernmental Revenue	550	600	650	700	750
TOTAL	20,476	21,296	22,273	23,279	24,457
EXPENDITURES					
Public Safety (Police, Fire, Ambulance, Building Inspection)	4,680	4,914	5,111	5,621	5,958
Transportation (Streets, Transit, Airports, Parking, Bikeways, Lighting)	1,602	1,682	1,750	2,000	2,200
Sewer and Water	5,200	5,460	5,680	5,900	6,136
Land Use Planning	635	666	700	750	802
Parks and Recreation	1,800	1,900	1,970	2,000	2,080
Libraries	600	630	650	666	686
Social Services	130	137	150	175	192
Financial and General Administration	936	983	1,000	1,200	1,320
Debt Payments Principle and Interest	884	928	900	920	935
Other	4,009	3,996	4,362	4,047	4,148
TOTAL	20,476	21,296	22,273	23,279	24,457

Certification: I certify that this long-range fiscal projection was approved by the City Council of the City of Albany on Dec. 16, 1981.


 Mayor